

HETTA SQUARE 120

Beauty locked in the details.

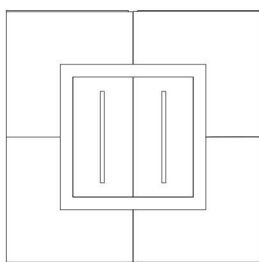
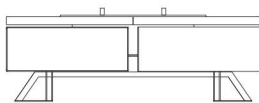
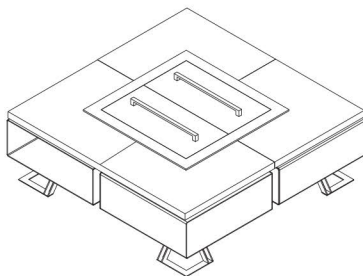
HETTA SUPPLY



TECHNICAL DATA

Dimensions	116 x116 cm
Height	39 cm
Cladding thickness	4 cm
Dimensions of combustion chamber	46 cm
Weight	165 kg
Number of wood chambers	4 pcs.
Chamber capacity	0,15 m3




Construction



Description

The Hetta Square is our meticulously detailed model that features a stone seat, wood compartments and a contemporary design. We produce it in 3 variants of finishing materials and in three types of steel to blend in with any space, whatever its style.




Finishing

-  Concrete HPC
-  Granite Monumental
-  Granite Viscount White

Accessories

- INOX grate
- Closing lids
- Cover

Construction material

-  Corten steel
-  Black Steel + INOX
-  INOX